

Essentials Collection DOOR STYLE SELECTIONS





Home is our place for rest and comfort, for joy and memories. As we tailor our homes to suit the needs of our families, they become a reflection of who we are.

Because cabinetry is such an integral part of our homes, Bishop Cabinets makes each cabinet to order so that you can structure your living spaces to best suit your particular needs. But cabinetry is about more than just structure, it is also about beauty. The combinations of wood species, door styles and finishes that you will find within these pages will give you literally hundreds of thousands of possibilities, so that you can create that fashion which perfectly defines you.

In this booklet you'll find door styles from our Essentials Collection, which offers pre-designed door styles in many of today's most popular combinations.

The images shown on the following pages are only a small taste of those possibilities. After you've spent some time pondering what you might like, we invite you to visit your Bishop dealer to select your perfect style.

Birch

York

Slab



Wood Specie
Birch
Overlay
Full
Finish Shown
Custom Paint
Doors
Square uppers
Square lowers
2" Stiles
Drawer Fronts
Slab shallow
Slab deep

Recessed Panel Square upper & lower doors
Available for Framed and Frameless Cabinetry

Petersburg

5 Piece



Wood Specie
Birch
Overlay
Full
Finish Shown
Light stain
Doors
Square uppers
Square lowers
2" Stiles
Drawer Fronts
5 Piece shallow
5 Piece deep

Recessed Panel Square upper & lower doors
Available for Framed and Frameless Cabinetry

Zermatt

Slab



Wood Specie
Birch
Overlay
Full
Finish Shown
Iron Paint
Doors
Square uppers
Square lowers
3" Stiles
Drawer Fronts
Slab shallow
Slab deep

Recessed Panel Square upper & lower doors
Available for Framed and Frameless Cabinetry

Utica

5 Piece



Wood Specie
Birch
Overlay
Full
Finish Shown
Offwhite base
coat with
Mocha glaze
Doors
Square uppers
Square lowers
3" Stiles
Drawer Fronts
5 Piece shallow
5 Piece deep

Recessed Panel Square upper & lower doors
Available for Framed and Frameless Cabinetry

Birch

Dallas

Slab




Wood Specie
Birch
Overlay
Full
Finish Shown
Natural finish
Doors
Veneer Slab uppers
Veneer Slab lowers
Drawer Fronts
Veneer Slab shallow
Veneer Slab deep

Slab upper & lower doors

Available for Framed and Frameless Cabinetry

Soho

Slab



Wood Specie
Birch
Overlay
Full
Finish Shown
Espresso stain
Doors
Veneer Slab uppers
Veneer Slab lowers
Drawer Fronts
Veneer Slab shallow
Veneer Slab deep
Includes integrated
pulls as shown

Slab upper & lower doors

Available for Framed and Frameless Cabinetry



York door style with Evergreen Fog Paint.
Image compliments of McClurg Remodeling

Norfolk

Slab



Wood Specie
Birch
Overlay
1/2"
Finish Shown
Amber stain
Doors
Square uppers
Square lowers
2" Stiles
Drawer Fronts
Slab shallow
Slab deep
Veneer center
panels

Raised Panel Square upper & lower doors

Available for Framed Cabinetry

Birch

Greenbriar

5 Piece



Wood Specie
Birch
Overlay
Full
Finish Shown
Nordic White
base coat with
Mocha glaze
Doors
Square uppers
Square lowers
2" Stiles
Drawer Fronts
5 Piece shallow
5 Piece deep
Veneer center
panels

Raised Panel Square upper & lower doors
Available for Framed Cabinetry

Fargo

Slab



Wood Specie
Birch
Overlay
Full
Finish Shown
Ellie Gray Paint
Doors
Square uppers
Square lowers
2" Stiles
Drawer Fronts
Slab shallow
Slab deep
Veneer center
panels

Raised Panel Square upper & lower doors
Available for Framed Cabinetry

Asheville

5 Piece



Wood Specie
Birch
Overlay
Full
Finish Shown
Custom paint color
Doors
Square uppers
Square lowers
2 1/4" Stiles
Drawer Fronts
5 Piece shallow
5 Piece deep
Veneer center
panels

Raised Panel Square upper & lower doors
Available for Framed Cabinetry

Rutland

Slab



Wood Specie
Birch
Overlay
Full
Finish Shown
Natural finish
Doors
Square uppers
Square lowers
2 1/4" Stiles
Drawer Fronts
Slab shallow
Slab deep
Veneer center
panels

Raised Panel Square upper & lower doors
Available for Framed Cabinetry

Paint Grade

Maple

Juneau

5 Piece



Wood Specie
Maple Frames
MDF panels
Overlay
Full
Finish Shown
Putty paint
Doors
Square uppers
Square lowers
2 1/2" Stiles
Drawer Fronts
5 Piece shallow
5 Piece deep

Recessed Panel Square upper & lower doors
Available for Framed and Frameless Cabinetry

Steamboat

Slab



Wood Specie
Maple
Overlay
Full
Finish Shown
Alabaster paint
Doors
Square uppers
Square lowers
1" Stiles
Drawer Fronts
Slab shallow
Slab deep

Recessed Panel Square upper & lower doors
Available for Framed Cabinetry
Available in Frameless - Fall 2024

Kirkwood

Slab



Wood Specie
Maple Frames
MDF panels
Overlay
Full
Finish Shown
Ellie Gray Paint
Doors
Square uppers
Square lowers
2 1/2" Stiles
Drawer Fronts
Slab shallow
Slab deep

Recessed Panel Square upper & lower doors
Available for Framed and Frameless Cabinetry

Telluride

5 Piece



Wood Specie
Maple
Overlay
Full
Finish Shown
Peat stain
Doors
Square uppers
Square lowers
1" Stiles
Drawer Fronts
5 Piece shallow
5 Piece deep

Recessed Panel Square upper & lower doors
Available for Framed Cabinetry
Available in Frameless - Fall 2024

Danbury

5 Piece



Wood Specie
Maple
Overlay
Full
Finish Shown
Silver Strand paint
Doors
Square uppers
Square lowers
2 1/8" Stiles
Drawer Fronts
5 Piece shallow
5 Piece deep

Reversed Raised Panel Square upper & lower doors
Available for Framed Cabinetry

Quakerstown

Slab



Wood Specie
Maple
Overlay
Full
Finish Shown
Custom paint
Doors
Square uppers
Square lowers
2 1/8" Stiles
Drawer Fronts
Slab shallow
Slab deep

Reversed Raised Panel Square upper & lower doors
Available for Framed Cabinetry



*Danbury door style in Maple with Brilliant White paint
Image compliments of Main Line Kitchen Design*

Thomaston

5 Piece



Wood Specie
Maple
Overlay
Full
Finish Shown
Natural finish
Doors
Square uppers
Square lowers
2 1/8" Stiles
Drawer Fronts
5 Piece shallow
5 Piece deep

Reverse Raised Panel Square upper & lower doors
with Center Battens applied to wider doors

Available for Framed Cabinetry

Maple

Oak

Martinique

Slab



Wood Specie
Maple

Overlay
Full

Finish Shown
Custom Paint


Doors
Square uppers
Square lowers
2 1/4" Stiles

Drawer Fronts
Slab shallow
Slab deep

Raised Panel Square upper & lower doors
Available for Framed Cabinetry

Monticello*

Slab



Wood Shown
Rift Cut White Oak

Finish Shown
Natural Stain

Doors
Veneer Slab,
rift cut, not
book matched

Drawer Fronts
Veneer Slab,
rift cut, not
book matched

Slab upper & lower doors
Available for Frameless Cabinetry
*Only doors and drawer fronts are rift cut

Bridgehaven

5 Piece



Wood Specie
Maple

Overlay
Full

Finish Shown
Chalk base coat
with Oyster glaze

Doors
Square uppers
Square lowers
2 1/4" Stiles

Drawer Fronts
5 Piece shallow
5 Piece deep

Raised Panel Square upper & lower doors
Available for Framed Cabinetry

Alba

Slab



Wood Shown
Plain Slice White Oak

Finish Shown
Natural Stain

Doors
Veneer Slab,
plain sliced, not
book matched


Drawer Fronts
Veneer Slab,
plain sliced, not
book matched

Slab upper & lower doors
Available for Frameless Cabinetry

Melamine Door Styles

Essex

Slab



Wood Specie
Plain Slice Red Oak

Overlay
Full

Finish Shown
Dusk Stain

Doors
Veneer Slab,
plain sliced, not
book matched



Drawer Fronts
Veneer Slab,
plain sliced, not
book matched

Slab upper & lower doors

Available for Framed and Frameless Cabinetry

Elegante

Slab



Laminate
High Gloss
Melamine

Color
Blanco

Doors
Slab uppers
Slab lowers

Drawer Fronts
Slab shallow
Slab deep

Slab Upper & Lower Doors

Available for Frameless Cabinetry



Elegante door style in Blanco high gloss melamine


Yosemite textured colors available



Oregon
Pine

Barn Oak

Elegante high gloss colors available



Blanco

Antracita

Velluto ultra matte colors available



Antracita





*Kitchen: Juneau door style with Off White paint
Island: York door style in Brownie stain
Compliments of McClurg Remodeling*

Endless Choices

Our Essentials collection consists of Hard Maple, Birch, and Oak wood species. Each species contains many distinguishing characteristics that affect its overall beauty and final finished look. During the planning stages of your new kitchen, it is vitally important to review exact samples of the wood and finish combinations you are considering. The unique characteristics of these species will cause the same applied finishes and techniques to be beautifully different in many ways.

Depending on your desired delivery date, we have many options for you to choose from when it comes to finish. We offer standard stains, paints, and specialty techniques in a standard lead time. Or, if your project has more flexibility in time and your desired finishes are custom, we have endless choices available in our custom paint and non-standard finish programs. Please consult with your dealer during the planning phase of your project for a full explanation of our lead times, available finishes, and door style options.



*Utica door style with two paint colors
Image courtesy of Main Line Kitchen Design*



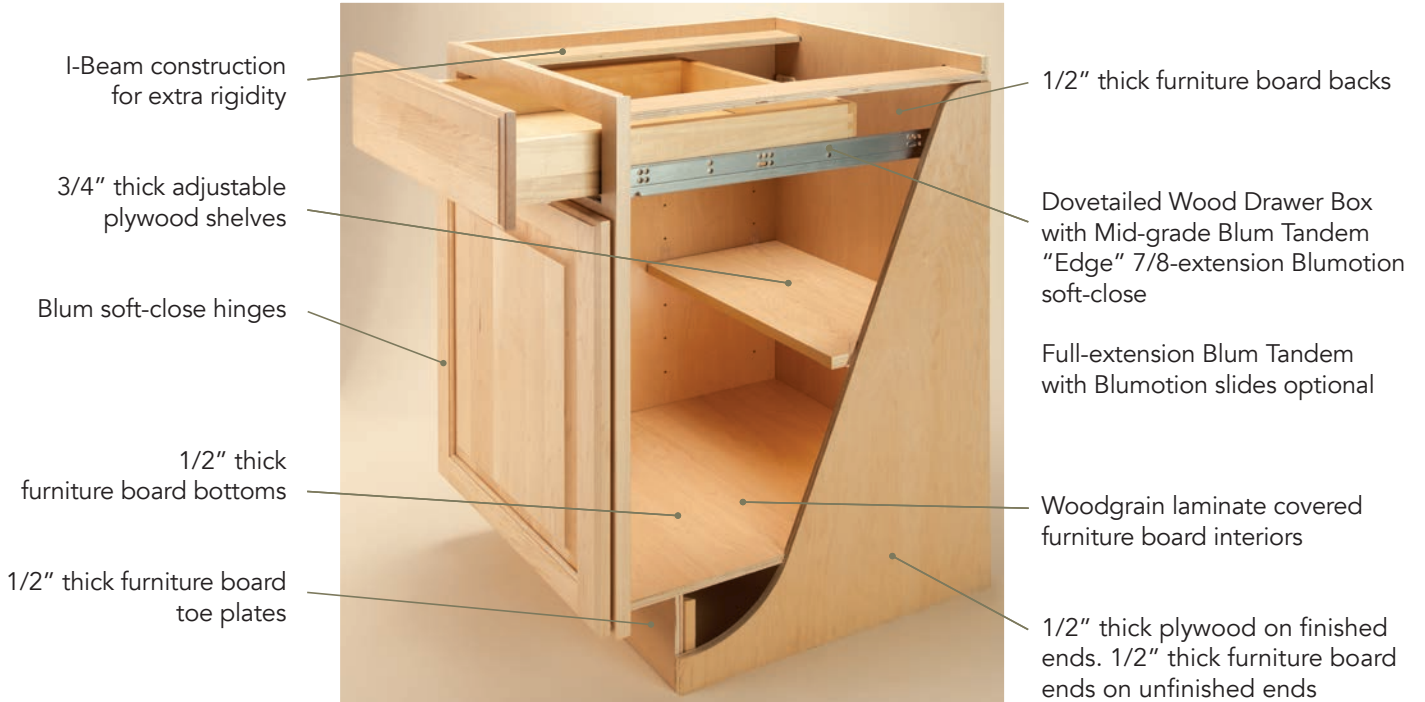
*Juneau door style with Custom Paint
Photo compliments of Slate Creek Builders*



*York door style in Birch with Brownie stain
Image compliments of Diaz Distributors*

Framed Cabinet Boxes

The Value Box

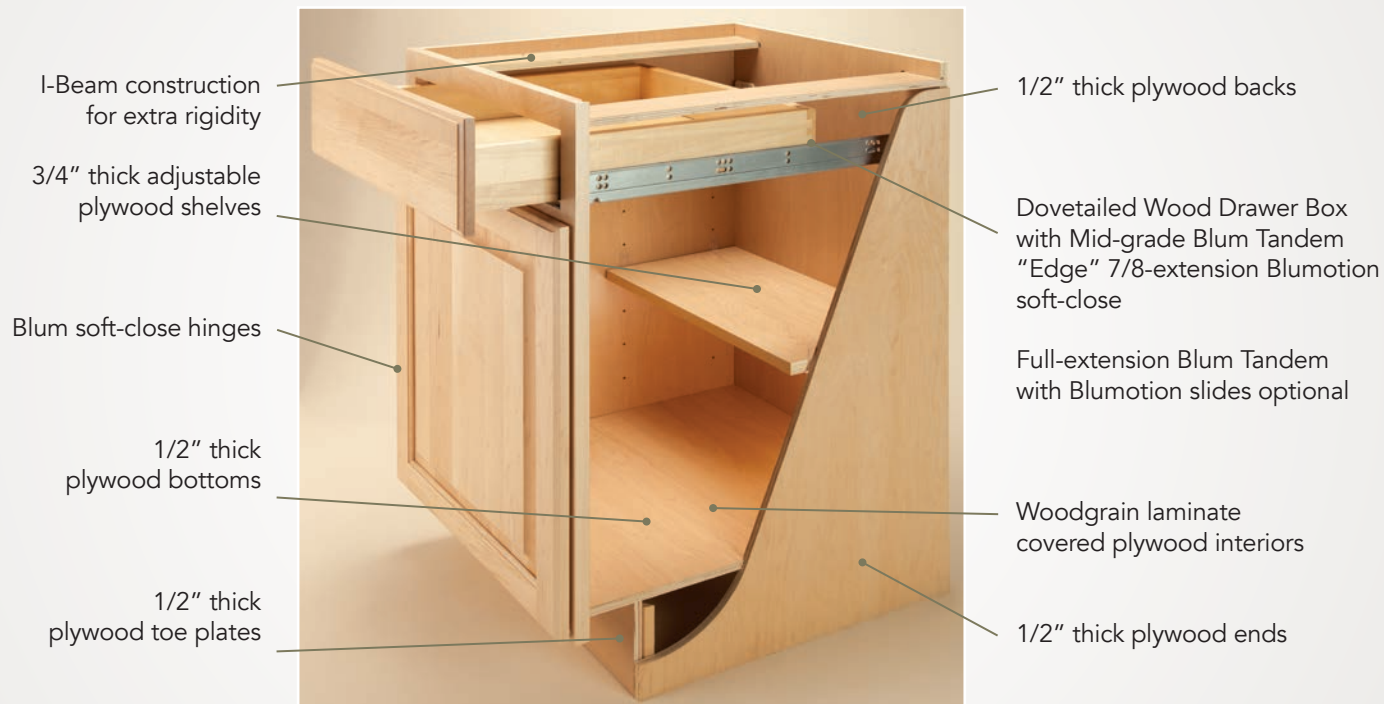


The Standard Box

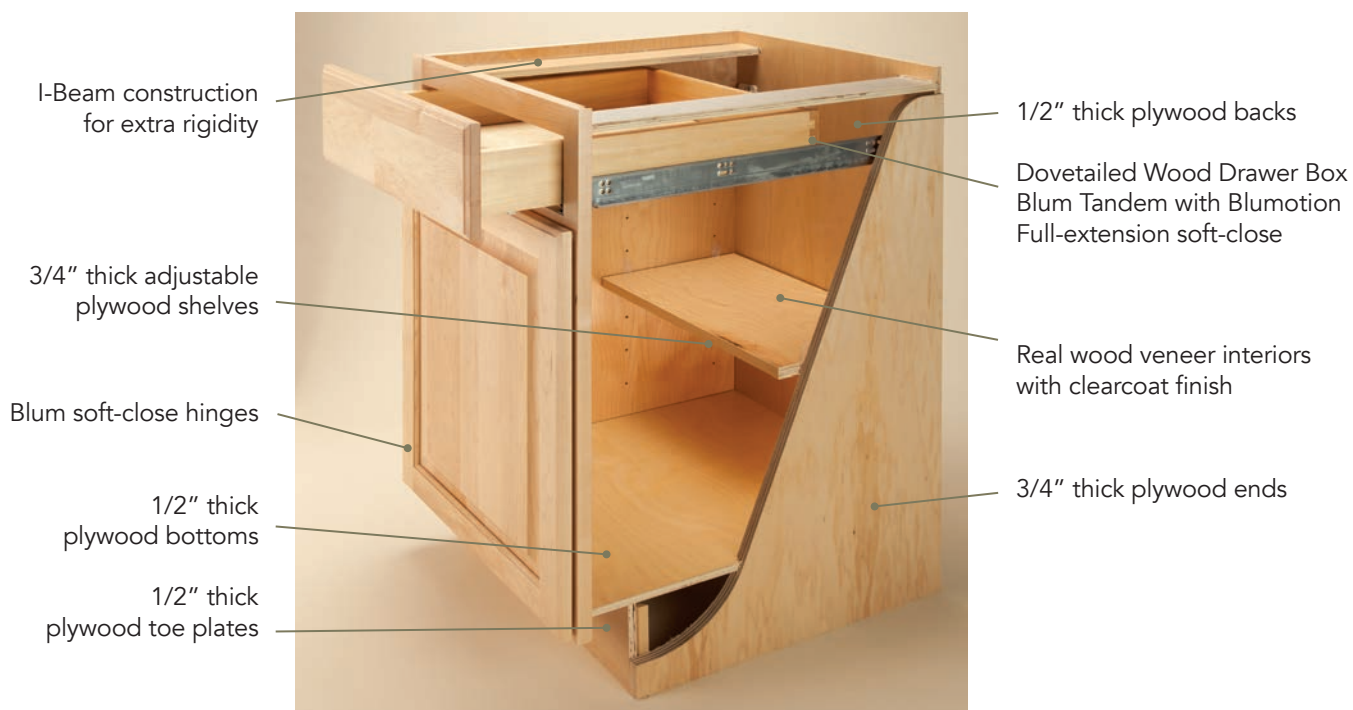


Framed Cabinet Boxes

The Deluxe Box



The Ultimate Box



Frameless Cabinet Boxes

The Value Box

3/4" thick furniture board stretchers in base and vanity cabinets

3/4" thick adjustable plywood shelves

Soft-close hinges

3/4" thick furniture board bottoms

3/4" thick furniture board toe plates



3/4" thick furniture board hanging rails and captive MDF backs

Dovetail drawers with Blum soft-close slides. Blum Tandembox drawers are optional

Woodgrain laminate covered furniture board interiors

3/4" thick furniture board ends

The Deluxe Box

3/4" thick plywood stretchers in base and vanity cabinets

3/4" thick adjustable plywood shelves

Soft-close hinges

3/4" thick plywood bottoms

3/4" thick plywood toe plates



3/4" thick plywood hanging rails and captive plywood backs

Dovetail drawers with Blum soft-close slides. Blum Tandembox drawers are optional

Woodgrain laminate interiors

3/4" thick plywood ends

Frameless Cabinet Boxes

The Ultimate Box



Drawer Options

Frameless



Wood Dovetail Drawers with Blumotion Tandem full extension soft-close



Blum Tandembox with Blumotion full extension soft-close

Framed

Mid-grade



Dovetailed Wood Drawer Box
Blum Tandem "Edge"
7/8-extension with Blumotion soft-close

Upgrade



Dovetailed Wood Drawer Box
Blum Tandem with Blumotion
Full-extension soft-close

Organization Ideas



Food Storage Container Organizer



Pantry Rollouts



Spice and Utensil Organizer



Chef's Pantry



Soho door style with Espresso stain



5640 Bell Rd
Montgomery, AL 36116
www.bishopcabinets.com
800.410.2444
MADE IN THE USA

Your local Bishop dealer is:



Because printed media cannot accurately portray colors, tones and textures, a physical sample of the exact specie (where applicable), door style and color should be seen before making a final decision. Specifications noted herein are subject to change without notice.

August 2024